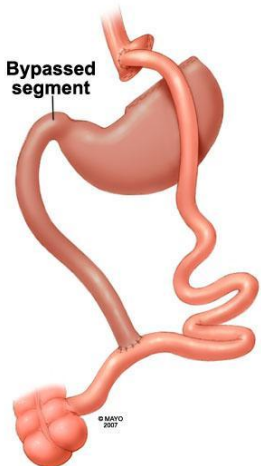
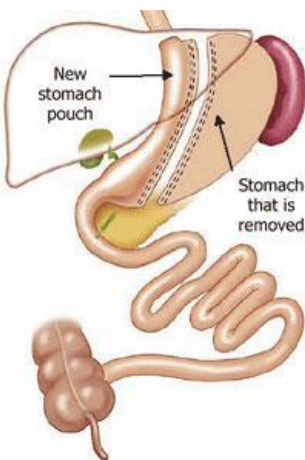
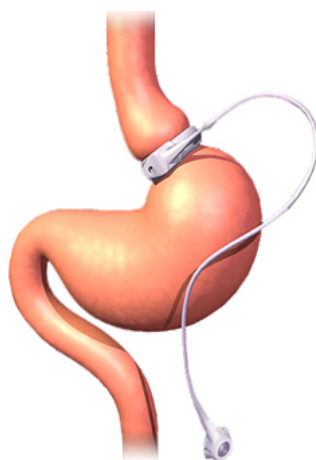


Bariatric Surgery

In order to be a candidate for surgery you must:

- BMI \geq 40, or more than 100 pounds overweight.
- BMI \geq 35 and at least one or more obesity-related co-morbidities such as type II diabetes (T2DM), hypertension, sleep apnea and other respiratory disorders, non-alcoholic fatty liver disease, osteoarthritis, lipid abnormalities, gastrointestinal disorders, or heart disease.
- Inability to achieve a healthy weight loss sustained for a period of time with prior weight loss efforts.

	GASTRIC BYPASS	GASTRIC SLEEVE	LAP BAND
WHAT HAPPENS?	<p>Part of the stomach is stapled. The new smaller pouch is connected to the intestine (<u>bypasses</u> digestion)</p> 	<p>Part of the stomach is removed.</p> 	<p>An inflatable band is placed on upper part of stomach, forming a new pouch.</p> 
LENGTH OF SURGERY	Performed open or laparoscopically. Hospital stay is about 3 days.	Performed laparoscopically. Hospital stay is about 3 days	Performed laparoscopically. Hospital stay is less than 1 day.
SIZE OF NEW POUCH	About 5% of stomach is usable	About 15% of stomach left and usable.	Variable
REVERSIBLE?	Yes, but extremely difficult	Permanent	Yes
AVERAGE WEIGHT LOSS	50-70% within 2 years	30-50% within 1 year	40-60% within 2 years